

novacolor™
I colori dell'Architettura

HM
PNO
SE




HYPNOSE su/on NOVALUX E IP 4094



HYPNOSE su/on NOVALUX E IP 4158



HYPNOSE su/on NOVALUX E IP 4101



HYPNOSE su/on NOVALUX E IP 4095



HYPNOSE su/on NOVALUX E IP 4159



HYPNOSE su/on NOVALUX E IP 4096




HYPNOSE su/on NOVALUX E IP 4081



HYPNOSE su/on NOVALUX E IP 4160



HYPNOSE su/on NOVALUX E IP 4170




HYPNOSE su/on NOVALUX E IP 4155




HYPNOSE su/on NOVALUX E IP 4154



HYPNOSE su/on NOVALUX E IP 4174




HYPNOSE su/on NOVALUX E IP 4089



HYPNOSE su/on NOVALUX E IP 4088



HYPNOSE su/on NOVALUX E IP 4177



HYPNOSE su/on NOVALUX E IP 4166




HYPNOSE su/on NOVALUX E IP 4179




HYPNOSE su/on NOVALUX E IP 4176



HYPNOSE su/on NOVALUX E IP 4165



HYPNOSE su/on NOVALUX E IP 4173



HYPNOSE su/on NOVALUX E IP 4079



HYPNOSE

Finition décorative transparente pour intérieurs enrichie de fortes charges métalliques

Hypnose est disponible dans les versions HYPNOSE BASE, déjà complet de cristaux colorés et HYPNOSE NEUTRE, auquel ajouter les Toner Silver ou Gold.

Pour HYPNOSE NEUTRE, ajouter 65 grammes de TONER EFFET OR ou EFFET ARGENT à 2,5 l de produit en le mélangeant manuellement ou avec une batteuse mécanique à bas régime.

HYPNOSE BASE par contre est déjà coloré et prêt à l'emploi.

APPLICATION: Sur deux couches de NOVALUX E coloré, appliquer deux couches de HYPNOSE (BASE ou NEUTRO), dilué avec 20% d'eau, avec une brosse ou un gant à poil.

RENDEMENT: Pour une application à gant 12-18 m²/l en deux couches ; pour la brosse: 8-12 m²/l en deux couches.

Pour plus d'informations, voir la fiche technique.

Transparente, dekorative Oberfläche mit Metall-Zusatz fuer den Innenbereich.

Hypnose ist entweder als Hypnose Base (fertig mit Glitter-Zusatz) oder in der neutralen Basisversion (die mit Gold oder Silber Metallflocken gemischt wird) verfügbar.

HYPNOSE NEUTRO: 65g Toner Effetto Oro oder Effetto Argento mit 2,5 l Basis Hand-oder mit Low-Speed Mixer mischen.

HYPNOSE BASE: ist gebrauchsfertig.

ANWENDUNG: Novalux E, abgetönte Innenfarbe in zwei Schichten auftragen. Hypnose mit 20% Wasser verdünnen, und zweimal mit Bürste oder Handschuh auftragen.

ERGIEBIGKEIT: Handschuh 12-18 m²/l in den zwei Schichten; Bürste 8-12 m²/l immer in zwei Schichten.

Für weitere Infos bitte siehe das technische Merkblatt.

Finitura decorativa trasparente per interni arricchita di cariche metalliche

Hypnose è disponibile nelle versioni HYPNOSE BASE, già additivato con cristalli colorati e HYPNOSE NEUTRO, al quale vanno addizionati i Toner Silver e Gold.

Per HYPNOSE NEUTRO, aggiungere 65 gr di TONER EFFETTO ORO o TONER EFFETTO ARGENTO a 2,5 l di prodotto, miscelandolo manualmente o con agitatore meccanico a basso numero di giri.

HYPNOSE BASE è invece già colorato e pronto all'uso.

APPLICAZIONE: Su due strati di NOVALUX E colorato, applicare due strati di HYPNOSE (BASE o NEUTRO), diluito con 20% di acqua, con pennello o con guanto di pelo.

RESA: per applicazione a guanto 12-18 m²/l nei due strati; per applicazione a pennello: 8-12 m²/l nei due strati.

Per maggiori informazioni consultare la scheda tecnica.

Decorative finish for interiors enriched with metallic charges

Hypnose is available as HYPNOSE BASE, already mixed with metallic charges, or as HYPNOSE NEUTRO, to be mixed with the Toner Silver or Gold.

Add 65 gr of TONER EFFETTO ORO or TONER EFFETTO ARGENTO into 2,5 l of HYPNOSE NEUTRO, mixing manually or with mechanic drill.

HYPNOSE BASE is already mixed with metallic charges.

APPLICATION: On two layers of NOVALUX E tinted, apply two layers of HYPNOSE (BASE or NEUTRO), diluted with 20% of water, using a brush or a glove.

YIELD: for applications with glove 12-18 m²/l in two layers; for applications with brush: 8-12 m²/l in two layers.

For more information please check the technical data sheet.



HYPNOSE ORO su/on LUCE GOLD LG 16009



HYPNOSE ARGENTO su/on LUCE GOLD LG 16010



HYPNOSE su/on NOVALUX E IP 4097

Le tonalità qui riprodotte, pur avvicinandosi a quelle di fornitura, sono indicative. Per una corretta lettura dei colori si raccomanda di consultare questa cartella alla luce solare.
Colours and patterns illustrated are for guidance only. The exact pattern, colours and shades may vary from those shown.

www.novacolor.it



freedot

05/2016

N000044

novacolor[™]
I colori dell'Architettura

NOVACOLOR srl - 47122 Forlì - Italia
Tel +39 0543 401840 - fax +39 0543 414585
Via U. Aldrovandi, 10 - info@novacolor.it



NOVACOLOR is committed to reduce the environmental impact by producing friendly materials.

Made in Italy



**AZIENDA CON SISTEMA
DI GESTIONE QUALITÀ
CERTIFICATO DA DNV GL
= ISO 9001 =**

**COMPANY WITH
QUALITY SYSTEM
CERTIFIED BY DNV GL
= ISO 9001 =**